


PROFIT & LOSS ACCOUNT FOR THE YEAR ENDED 31ST MARCH, 2010

Schedules		Year Ended 31st Mar.2010 Rs.	Year Ended 31st Mar.2009 Rs.
INCOME			
		3,790,000	50,946,323
Sales			
Other Income	J	37,563,282	8,964,977
Increase in Stocks	K	(2,522,534)	28,067,748
		<u>38,830,748</u>	<u>87,979,047</u>
EXPENDITURE			
Purchases		11,613,500	79,758,110
Payments to and provision for employees	L	138,443	130,540
Administration & Other Expenses	M	15,655,002	3,998,668
Depreciation written off	E	793,772	248,944
		<u>28,200,717</u>	<u>84,136,262</u>
Profit before Extraordinary items		10,630,031	3,842,785
Share of Profit/(Loss) from Partnership Firms	N	(19,301)	3,138,691
PROFIT FOR THE YEAR BEFORE TAX		10,610,730	6,981,476
Provision for Income Tax:			
Current Tax		(1,130,872)	(260,000)
MAT Credit Entitlements		469,131	-
Fringe Benefit Tax		-	(2,369)
Income Tax for earlier years		(370,584)	(32,461)
Deferred Tax		241,186	2,144,265
NET PROFIT FOR THE YEAR		9,819,591	8,830,911
Balance Brought Forward from Previous Year		158,106,979	151,276,068
Amount Available for Appropriation		167,926,570	160,106,979
Appropriation			
Transferred to RBI Reserve Fund for NBFC		2,000,000	2,000,000
Balance carried to Balance Sheet		165,926,570	158,106,979
		<u>167,926,570</u>	<u>160,106,979</u>
Earning per Share - Basic & Diluted (Rs. Per Equity Share refer Note No.9 of Sch -N)		1.64	1.47
ACCOUNTING POLICIES & NOTES ON ACCOUNTS	O		

Schedules referred herein above form an integral part of Profit and Loss Account

As per our report of even date
For SALARPURIA & PARTNERS
FIRM REGN.NO.302113E
CHARTERED ACCOUNTANTS


(KAMAL KUMAR GUPTA)
PARTNER

M.NO.89190

Place : New Delhi

Date : 30th May, 2010


(N.K. SUREKA)
MANAGING DIRECTOR


(K.M. PAI)
DIRECTOR



Schedule – J : OTHER INCOME

	Year ended 31.3.2010 Rs.	Year ended 31.3.2009 Rs.
Interest (Tax deducted at source Rs1518015 (Rs.3107753)	15,179,638	4,815,211
Commission Received	19,781	138,250
Profit on sale of Dealing in Shares	17,328,391	17,430
Dividend	3,310,472	3,131,586
Rent Received	1,725,000	862,500
	<u>37,563,282</u>	<u>8,964,977</u>

Schedule - K : INCREASE IN STOCKS

STOCKS AT COMMENCEMENT OF THE YEAR		
Shares & Securities	111,891,618	83,823,870
STOCKS AT CLOSE OF THE YEAR		
Shares & Securities	109,369,084	111,891,618
INCREASE IN STOCKS	<u>(2,522,534)</u>	<u>28,067,748</u>

Schedule – L : EMPLOYEE'S REMUNERATION AND BENEFITS

Salary Wages Bonus & Allowances	126,950	124,100
Staff and Labour Welfare	11,493	6,440
	<u>138,443</u>	<u>130,540</u>

Schedule – M : ADMINISTRATION AND OTHER EXPENSES

Advertisement & Publicity	24,788	19,010
Premium on Key Man Insurance Policy from LIC	-	1,689,470
Rent	4,692	4,692
Rates & Taxes	58,522	58,022
Listing Fees	29,060	16,622
Traveling, Conveyance & Vehicles Expenses	70,370	34,843
Miscellaneous Expenses	126,051	138,306
Postage, Telegram & Telephone	5,300	2,605
Interest	14,511,618	1,324,914
Legal & Professional charges	682,000	650,000
Repairs & Maintenance : Building	104,701	23,529
Auditors' Remuneration:		
As Audit Fee	20,000	17,355
Director's Meeting Fee	6,600	8,000
Provision for Doubtful Loans/ Advances	-	-
Loss on sale of Investments	-	-
Public/Preferential Share Issue Expenses written off	11,300	11,300
	<u>15,655,002</u>	<u>3,998,668</u>

Schedule – N : SHARE OF PROFIT /(LOSS) FROM PARTNERSHIP FIRMS WHERE COMPANY IS PARTNER**M/s Rashi Developers**

For Financial year 2009-10 (net of tax)	(227,579)	(227,579)	-	
For Financial year 2008-09 (net of tax)	-	-	25,749	
For Financial year 2007-08 (net of tax)	-	-	(29,712)	(3,963)

M/s Amrapali Grand

For Financial year 2009-10 (net of tax)	208,278	-	-	
For Financial year 2008-09 (net of tax)	-	-	666,215	
For Financial year 2007-08 (net of tax)	-	-	1,166,212	
For Additional withdrawal for Taxation (FY 2007-08)	-	-	(49,393)	
For Financial year 2006-07 (net of tax)	-	208,278	1,359,620	3,142,654
		<u>(19,301)</u>	<u>3,138,691</u>	

Schedule - E : FIXED ASSETS										
DESCRIPTION	ORIGINAL COST				DEPRECIATION WRITTEN OFF				WRITTEN DOWN VALUE	
	As at 31st March,2009	Additions during the year	Deductions during the year	As at 31st March,2010	Up to 31st March,2009	For the year	Adjusted on deductions	Up to 31st March,2010	As at 31st March,2010	As at 31st March,2009
	Rs. P.	Rs. P.	Rs. P.	Rs. P.	Rs. P.	Rs. P.	Rs. P.	Rs. P.	Rs. P.	Rs. P.
Land	269,825	-	-	269,825	-	-	-	-	269,825	269,825
Factory Shed	5,000	-	-	5,000	4,476	52	-	4,528	472	524
Ownership Flats	6,520,515	15,397,568	-	21,918,083	2,392,451	766,404	-	3,158,855	18,759,228	4,128,064
Plant & Machinery	1,371,939	-	-	1,371,939	1,231,364	19,554	-	1,250,918	121,021	140,575
Electricity Installations	106,281	-	-	106,281	101,073	-	-	101,073	5,208	5,208
Computer	187,069	-	-	187,069	185,962	-	-	185,962	1,107	1,107
Office Equipments	203,362	-	-	203,362	163,126	5,597	-	168,723	34,639	40,236
Tube Well	68,000	-	-	68,000	46,356	2,165	-	48,521	19,480	21,644
	8,731,991	15,397,568	-	24,129,559	4,124,808	793,772	-	4,918,580	19,210,979	4,607,183
	(8,731,991)	(-)	(-)	(8,731,991)	(3,875,864)	(248,944)	-	(4,124,808)	(4,607,183)	(4,856,127)

Handwritten signatures and a circular stamp are present at the bottom of the page, likely representing the approval of the financial statements.

SCHEDULE 'O' OF ACCOUNTING POLICIES AND NOTES ON ACCOUNTS**1. ACCOUNTING POLICIES****(a) Basis of Accounting**

The accounts of the company are prepared under the historical cost convention. The company follows mercantile system of accounting i.e. all expenses and income are accounted for on accrual basis except, interest income on customers overdue payments due to uncertainty of its realisation.

(b) Fixed Assets

Fixed Assets are stated at cost less depreciation.

(c) Investments

Investments are stated at purchase price. Provision has been made for diminution in market value of long terms investments being permanent in nature. Investment in partnership firm has been stated at Book Value as appearing in the Balance Sheet of Firm. Loss/Profit of the firm are recognised on accrual basis.

(d) Valuation of Inventories

Shares and Securities & Finished goods

(e) Shares issue expenses

Share issue expenses are amortised over a period of ten years.

(f) Depreciation

The Company has charged depreciation on written down value method at the rates and basis prescribed in Schedule XIV to the Companies Act, 1956 to write off assets up to 95% of original cost.

(g) Dividend

Dividend declared within the close of the accounting year only are accounted for.

(h) Foreign Currency Translation

Transactions in foreign currencies are recorded at the exchange rate prevailing at the time of transaction. Foreign Currency transactions settled during the year are adjusted with actual payments/realisation under respective head of accounts transaction remaining unsettled at the end of year are translated at the year end exchange rates. Exchange difference arising there from as compared to actual payments/receipts in next year are debited/credited to Profit and Loss Account.

(i) Contingent Liabilities

Disputed liabilities and claims against the company including claims by taxation authorities are treated as contingent liabilities and are shown by way of notes.

(j) Taxes on Income

Tax expenses for the relevant period comprises of current tax and deferred tax. Deferred tax asset is recognized, subject to consideration of prudence, on all timing difference between taxable income and accounting income that originate in one period and are capable of being reversed in one or more subsequent periods. The accumulated deferred tax liability is adjusted by applying the tax rates and tax laws applicable at the year end.

2. During the Financial year 2005-06 the company had entered into a Partnership Deed cum Joint Venture Agreement with M/s.Ultra Home Construction Ltd. for construction of Residential Housing Project in the name and style of "Amarpali Grand" at Greater Noida at Plot No.GH -09, Sector Zeta -I Greater Noida. The land measuring 11.3 Acres approx. originally allotted in the name of Biharji Ispat Udyog Ltd. To facilitate the transaction bank accounts was opened in the name of Biharji Ispat Udyog Ltd. with Allahabad Bank, Anand Vihar, Delhi where deposits were received from advance booking etc. and utilised for payment of Land Dues and other project expenses. Since, all such transactions were done for the Joint Venture hence, not accounted for in the books of the Company as the same are accounted in the books of the aforesaid Joint Venture.

3 Contingent Liabilities not provided for in respect of corporate guatntees issued in favour of JV partner M/s Amrapali Grand for Rs. 300000000

4 The market value of following quoted investments have been declined substantially. However, in the opinion of the management no provision for diminution in value is required since these investments are of strategic importance to the company. The decline in market value of investments is considered to be temporary:

Name of the Company	No. of shares	Decrease in market value
Oswal Agro Furen. Ltd.	1100	3,528
Onida Finance Limited	300	13,770
		17,298

- 4 Debit/Credit balances of parties accounts are subject to confirmations.
 5 Estimated amount of capital contracts remaining to be executed Rs4,89,52,500/- (Rs.9,88,37,637).
 6 Deferred Tax Assets has been created on:-

PARTICULAR	As On 01.04.2009	For the year	As On 31.03.2010
Depreciation	(467,132)	241,186	(225,946)
Provision for Doubtful Debts & Loans	390,829	-	390,829
Unabsorbed long Term Capital Loss	2,280,063	-	2,280,063
Unabsorbed Speculation Loss	238,021	-	238,021
Net deferred tax asset	2,441,781	241,186	2,682,967

7 RELATED PARTY DISCLOSURE (AS IDENTIFIED BY THE MANAGEMENT), AS REQUIRED BY ACCOUNTING STANDARD 'AS-18' ARE GIVEN BELOW:

i) LIST OF RELATED PARTY

(a) Where control exists:-

(i) Jotindra Steel & Tubes Limited	(xv)	Vaishnodevi Properties Pvt. Ltd.
(ii) Quality Synthetic Industries Ltd	(xvi)	Sri Naryan Rajkumar Merchants Ltd.
(iii) J.S.T. Engineering Services Ltd.	(xvii)	Dwarkadish Construction Pvt. Ltd.
(iv) Aakshi Exports (P) Ltd.	(xviii)	Srinarayan Raj Kumar Merchants Ltd.
(v) V.K. Flats Pvt. Ltd.	(ixx)	Bihariji Fancy Fibers & Fabrics Ltd.
(vi) Saroj Metal Works Private Ltd.	(xx)	Bhama Properties (P) Ltd.
(vii) Chakra Exports (P) Ltd.	(xxi)	P.D. Metal Industries (P) Ltd.
(viii) Ram Forgings Pvt. Ltd.	(xxii)	Udayanchal Leasing Exports (P) Ltd.
(ix) Radha Estate (P) Ltd.	(xxiii)	Vee Kay Surgicals Pvt. Ltd.
(x) Subhlaxmi Properties (P) Ltd.	(xxiv)	V L Estate (P) Ltd.
(xi) A to Z Solutions Bryond Software (P) Ltd.	(xxv)	VEE EM Info center (P) Ltd.
(xii) Sunraj Farms Pvt. Ltd.	(xxvi)	SKD Estates Pvt.Ltd.
(xiii) Mauria Udyog Limited	(xxvii)	M/s Rashi Developers
(xiv) Sureka Tube Industries Pvt. Ltd.	(xxviii)	M/s Amrapali Grand
	(xxvii)	Puranmal Foods India (P) Ltd.

(b) Key Management Personnel

(c) Relative of Key Management Personnel

whom transaction have taken place during the year).

(d) Other related parties

(with

Nil

Nil

ii) TRANSACTION WITH RELATED PARTIES

TYPE OF RELATED PARTY	DESCRIPTION OF THE TRANSACTION	VOLUME OF THE TRANSACTIONS		AMOUNT OUTSTANDING RECEIVABLE / (PAYABLE)	
		Current Year	Previous Year	Current Year	Previous Year
Where Control Exists	Investment made (Partnership)	(227,579)	(10,503,963)	(108,174,893)	(107,947,314)
	Loans & Advances given	45,912,470	225,337,050	771,535	3,492,564
	Loans & Advances received back	45,140,935	318,224,062	--	--
	Loan taken	163,605,497	108,962,988	(12,522,113)	--
	Loan repaid	165,742,449	94,303,923	--	--
	Interest received	19,508	4,649,961	17,557	--
	Interest paid	10,285,263	--	(8,654,292)	--
	Rent received	1,902,672	862,500	1,632,110	--
	Purchases of goods / Shares	2,501,000	--	--	--
	Investment	0	18,500,000	--	--
Sale of Goods / Shares	3,600,000	759,840	--	--	
Key Management Personnel	Directors' Fee	1,400	1,400	--	--
	Sale of goods / shares	1,280,500	--	--	--
	Purchase of Shares	--	--	--	--
Other Related Party		--	--	--	--

- NOTE: 1 In respect of above parties, there is no provision for doubtful debts as on 31st March, 2010 and no amount has been written off or written back during the year in respect of debts due from them.
 2 Out of above certain transaction requires approval from members and Central Government, which are yet to be taken.

8 SEGMENT REPORTING

There has been no separately reportable Segment

9 Earning Per Share:

Particulars	Current year	Previous year
Profit after tax as per Profit and Loss Account	9,819,591	8,830,911
Average number of Equity Shares (Face value) of Rs. 10/- each.	6,000,000	6,000,000
Basic and Diluted EPS (in rupees)	1.64	1.47

- 10 Figures for the previous year have been regrouped and recast wherever necessary and figures in brackets represent previous year figures.

11. Additional Information:

(a) Capacities and Productions:

Name of Goods	UNITS	LICENSED CAPACITY	INSTALLED CAPACITY	INSTALLED CAPACITY
Steel Tube & Pipe	M.T.	Not Applicable	See Note Below	Nil (Nil)

Note : The company has installed machinery for repairing of defective Steel Tubes but during the year no such steel tubes have been repaired and it is not practicable on the part of management to quantify installed capacity.

(b) Quantitative Details:

Name of Item	UNITS	OPENING STOCKS		PURCHASES		SALES		CLOSING STOCKS	
		QUANTITY	AMOUNT Rs.	QUANTITY	AMOUNT Rs.	QUANTITY	AMOUNT Rs.	QUANTITY	AMOUNT Rs.
Shares & Securities	Nos.	1,012,757	111,891,618	114,300	11,613,500	6,500	3,790,000	1,120,557	109,369,084
		(990,919)	(83,823,870)	(197,538)	(79,758,110)	(175,700)	(50,946,323)	(1,012,757)	(111,891,618)

(c) C.I.F. Value of Import & F.O.B. Value of Export

... Nil (Nil)

(d) Earnings, Expenditure and remittance on account of dividend in foreign currency

... Nil (Nil)

12. BALANCE SHEET ABSTRACT AND THE COMPANY'S GENERAL BUSINESS PROFILE:

a) REGISTRATION DETAILS:

Registration No. : 7047 State Code : 21
Balance Sheet Date : 31.03.2010

b) CAPITAL RAISED DURING THE

Public Issue : Nil Right Issue : Nil
Bonus Issue : Nil Private Placement : Nil

c) POSITION OF MOBILISATION AND DEPLOYMENT OF FUNDS (RUPEES IN THOUSANDS):

Total Liabilities : 347,099 Total Assets : 347,099

Source of Funds:

Paid-up Capital : 60,000 Reserves & surplus : 262,942
Secured Loans : 12,952 Unsecured Loans : 11,204

Application of Funds:

Net Fixed Assets : 19,211 Investments : 168,374
Net Current Assets : 156,830 Misc. Expenditure : -
Accumulated Losses : Nil Deferred Tax Asset : 2,683

d) PERFORMANCE OF THE COMPANY:

Turnover/Receipts : 41,353 Total Expenditure : 30,723
Profit before Tax : 10,611 Profit After Tax : 9,820
Earning per Share in Rs. : 1.64 Dividend Rate : Nil

e) GENERIC NAMES OF THREE PRINCIPAL PRODUCTS/SERVICES OF THE COMPANY:

ITEM CODE (ITC CODE)	PRODUCT DESCRIPTION
N.A.	Shares & Securities
N.A.	Dividend
N.A.	Interest

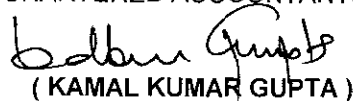
Signature to schedules A to O

As per our report attached

For SALARPURIA & PARTNERS

FIRM REGN.NO.302113E


CHARTERED ACCOUNTANTS



(KAMAL KUMAR GUPTA)

PARTNER

M.NO.89190



(N.K. SUREKA)

MANAGING DIRECTOR



(K.M. PAI)

DIRECTOR

Place : New Delhi

Date : 30th May, 2010

Schedule to the balance sheet of a non-banking financial company as required in terms of paragraph 9bb of non banking financial companies prudential norms (reserve bank) directions, 1998

SL.NO.	PARTICULARS	(RS. IN LACS)	
		AMOUNT OUTSTANDING	AMOUNT OVERDUE
	LIABILITIES SIDE :		
1	Loans and Advances availed by the NBFCs inclusive of interest accrued thereon but not paid:		
	(a) DEBENTURES : Secured	NIL	NIL
	: Unsecured	NIL	NIL
	(Other than failing within the meaning of public deposits)*		
	(b) Deferred Credits	NIL	NIL
	(c) Term Loans	NIL	NIL
	(d) Inter-corporate Loans and Borrowing	112.04	NIL
	(e) Commercial Paper	NIL	NIL
	(f) Public Deposites*	NIL	NIL
	(g) Other Loans (Specify Nature)-	NIL	NIL
	* Please see Note 1 below		
2	Break up of (1) (f) above (outstanding public deposits inclusive of interest accrued thereon but not paid):		
	(a) In the form of Unsecured debentures	NIL	NIL
	(b) In the form of partly secured debentures i.e. debentures where there is a shortfall in the value of security.	NIL	NIL
	(c) Other public deposits	NIL	NIL
	*Please see Note 1 below		
	ASSETS SIDE :		AMOUNT OUTSTANDING
			G
3	Break up of Loans and Advances including bills receivables [other than those included in (4) below]:		
	(a) Secured		NIL
	(b) Unsecured		744.18
4	Break up of Leased Assets and stock on hire and hypothecation loan counting towards EL/HP		
	(i) Lease assets including lease		
	(a) Financial Lease		NIL
	(b) Operating Lease		NIL
	(ii) Stock on hire including hire charges under sundry		
	(a) Assets on Hire		NIL
	(b) Repossessed Assets		NIL
	(iii) Hypothecation loans counting towards EL/HP activities		
	(a) Loan where assets have been repossessed		NIL
	(b) Loan other than (a) above		NIL
5	Break up of Investments :		
	Current Investments		
	1. Quoted:		
	(i) Shares : (a) Equity		683.96
	(b) Preference		NIL
	(ii) Debentures and Bonds		NIL
	(iii) Units of Mutual Funds		NIL
	(iv) Government Securities		NIL
	(v) Others (please specify)		NIL

SL.NO.	PARTICULARS	(RS. IN LACS)		
	ASSETS SIDE :	AMOUNT OUTSTANDING		
	2. Unquoted:			
	(i) Shares : (a) Equity			409.74
	(b) Preference			NIL
	(ii) Debentures and Bonds			NIL
	(iii) Units of Mutual Funds			NIL
	(iv) Government Securities			NIL
	(v) Others (please specify) in partnership firm			NIL
	Long Term Investments			
	1. Quoted:			
	(i) Shares : (a) Equity			31.60
	(b) Preference			NIL
	(ii) Debentures and Bonds			NIL
	(iii) Units of Mutual Funds			255.12
	(iv) Government Securities			NIL
	(v) Others (please specify)			NIL
	2. Unquoted:			
	(i) Shares : (a) Equity			153.52
	(b) Preference			NIL
	(ii) Debentures and Bonds			NIL
	(iii) Units of Mutual Funds			NIL
	(iv) Government Securities			NIL
	(v) Others (please specify) Share Application Money			1,100.00
6	Borrower group-wise classification of all leased assets, stock-on-hire and loans and advances:			
	Please see Note 2 below			
	Category	Amount net of provisions		
		Secured	Unsecured	Total
	1. Related Parties **			
	(a) Subsidiaries	NIL	NIL	NIL
	(b) Companies in the same group	NIL	7.89	7.89
	(c) Other related parties	NIL	NIL	NIL
	2 Other than related parties	NIL	736.29	736.29
	Total		744.18	744.18
7	Investor group-wise classification of all investments (Current and long term) in shares and securities (both quoted and unquoted) Please see Note 3 below:			
	Category	Amount net of provisions		
		of provisions		
	1. Related Parties **			
	(a) Subsidiaries			NIL
	(b) Companies in the same group			2,302.89
	(c) Other related parties			NIL
	2 Other than related parties			331.03
	Total			2,633.93
	** As per Accounting Standard of ICAI(Please See)			
	* Cost or market value whichever is lower.			

SL.NO.	PARTICULARS	(RS. IN LACS)
8	Other Information	AMOUNT OUTSTANDING
	i) Gross Non-Performing Assets	
	(a) Related Parties	NIL
	(b) Other than related parties	NIL
	ii) Net Non-performing Assets	
	(a) Related Parties	NIL
	(b) Other than related parties	NIL
	iii) Assets acquired in satisfaction of	NIL

Notes:

- As defined in Paragraph 2(1) (xii) of the Non-Banking Financial Companies Acceptance of Public Deposits (Reserve Bank) Directions, 1998.
- Provisioning norms shall be applicable as prescribed in the Non-Banking Financial Companies Prudential Norms (Reserve Bank) Directions, 1998.
- All accounting Standards and Guidance Notes issued by ICAI are applicable including for valuation of investments and other assets as also assets acquired in satisfaction of debt. However, market value in respect of quoted investments and breakup/ fair value/NAV in respect of unquoted investments should be disclosed irrespective of whether they are classified as long term or current in column (5) above.

As per our report of even date
For SALARPURIA & PARTNERS
 FIRM REGN.NO.302113E
 CHARTERED ACCOUNTANTS


(KAMAL KUMAR GUPTA)
 PARTNER
 M.NO.89190


(N.K. SUREKA)
 MANAGING DIRECTOR


(K.M. PAI)
 DIRECTOR

Place : New Delhi
 Date : 30th May, 2010

